













## Displaying All Posted Documents


1. Using FB03, a user can list any posted documents for a specified range of dates.

2. Enter FB03 in the transaction entry box  .



3. Once in the transaction, select the Document List icon  Document list.

4. Enter the following information:
- a. Company Code = UK00
  - b. Fiscal Year = 2008
  - c. Entry Date = range of document dates
  - d. Select “Own documents only”

Company code	UK00	to		
Document number		to		
Fiscal year	2008	to		
<b>General selections</b>				
Document type		to		
Posting date		to		
Entry date	07/01/2007	to	06/30/2008	
Reference number		to		
Reference transaction		to		
Reference key		to		
Logical system		to		
<b>Also display noted items</b>				
<input type="checkbox"/> Display noted items				
<b>Search for own documents</b>				
<input checked="" type="checkbox"/> Own documents only				

5. After entering the appropriate variable information, select the execute icon .

6. This report is a bit slower but you should end up with a listing of any posted documents that fit the criteria specified.

	DocumentNo	Doc..Date	Posting Date	Reference	Header txt	Parked by	Entered on	User	Reversal 	Crcy
	400003268	10/15/2007	10/15/2007	2350026000			10/30/2007	CSSHOT2		USD
	400003269	10/15/2007	10/15/2007	2350036000			10/30/2007	CSSHOT2		USD
	400003270	10/15/2007	10/15/2007	2350046000			10/30/2007	CSSHOT2		USD
	400003271	10/15/2007	10/15/2007	2350056000			10/30/2007	CSSHOT2		USD
	400003272	10/15/2007	10/15/2007	2358026000			10/30/2007	CSSHOT2		USD
	400003273	10/15/2007	10/15/2007	2358056000			10/30/2007	CSSHOT2		USD
	400003274	10/15/2007	10/15/2007	2358066000			10/30/2007	CSSHOT2		USD
	400003275	10/15/2007	10/15/2007	2358076000			10/30/2007	CSSHOT2		USD